



Associate Intensification Approach in the Jet Engine Burner

Siddhant Pandey and Dharmahinder Singh Chand

EasyChair preprints are intended for rapid dissemination of research results and are integrated with the rest of EasyChair.

June 12, 2021

ASSOCIATE INTENSIFICATION APPROACH IN THE JET ENGINE BURNER

Siddhant Pandey¹, Dharmahinder Singh Chand²

1. Research Scholar, Mechanical Engg., Chandigarh University Mohali, Punjab 140310, India.
2. Professor, Aerospace Engg., Chandigarh University, Mohali, Punjab 140310, India.

Abstract

Burning is one of the indispensable interactions in the power age framework as is the combustor in a Gas Turbine. The per-execution of combustor greatly affects the proficiency of the cycle, subsequently, combustor has consistently been on the prime concentration for scientists to improve the effectiveness of gas turbines. This paper presents the improvement of the ignition chamber proficiency inferable from blending by changing the fuel outlet cross-area i.e., by keeping it square, pentagon, and hexagon. Estimations of centerline speed comparing Mach number 0.2. to 0.35, and comparative estimations were done for all cross-part of fuel infusion outlet at Mach number 0.2,0.25,0.35,0.35 for square, pentagon, and hexagon. The efficiency for square is 51.81%,56.46%,56.52%,57.31% and for pentagon 58.52%,59.13%,60.1%,61% and lastly for hexagon is 53.4%,60.795%,61.889%, 62.8% respectively. It was found that maximum efficiency was achieved by employing a hexagon cross-section of the injector since it has several contact points with the incoming air, which in turn enhances the mixing property.

Keywords: -combustion chamber, fuel injector, Mach number etc.

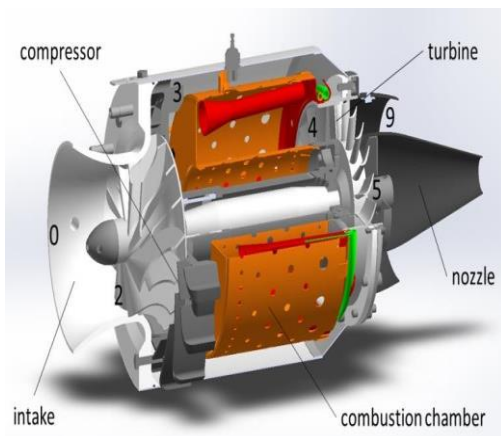
1. Introduction

The majority of modern commercial and military aircraft are powered by gas turbine engines, also known as jet engines. Gas turbine motors come in a variety of shapes and sizes, but they always have a few key components in common. Every turbine motor has a combustor, or burner, where the fuel is mixed with high-pressure air and consumed. Air enters the front entrance and is compressed in the basic jet engine. The air is then forced into burning chambers, where fuel is sprinkled on top, and the mixture of air and fuel is ignited. The gases that create immediately develop and are swiftly exhausted as they pass through the back of the burning chambers. As they break to the back, these gases exert equal power in all directions, providing a forward thrust. As the gases exit the motor, they pass through a turbine, which is a fan-like arrangement of sharp edges that turns a shaft known as the turbine shaft. As a result, this shaft pivots the blower, allowing a new supply of air to enter the entrance.

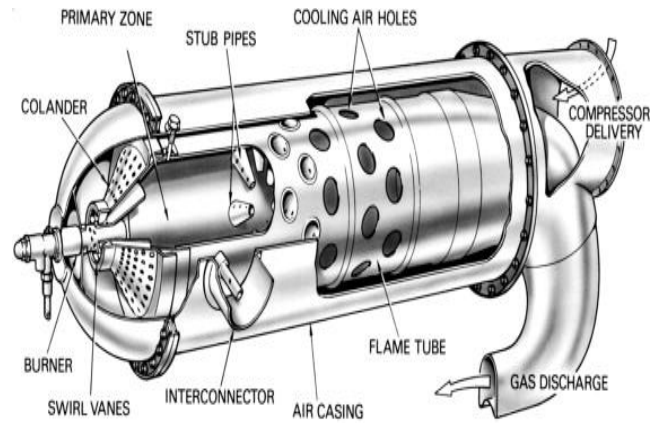
Process describing working of Combustion Chamber: -

- Suck: - Through the fan and blower stages, the engine takes in a large amount of air. During takeoff, a typical commercial jet engine takes in 1.2 tons of air every second. A portion of the pressure stage is usually the instrument by which a fly motor sucks noticeable all around. The blower is responsible for both drawing in and compacting air in many engines.

- **Squeeze:** - In addition to supplying air to the motor, the blower compresses the air and transports it to the burning chamber. A shaft drives the pressure fans from the turbine (the turbine is thus determined by the air that is leaving the motor). Blowers can achieve pressure proportions of more than 40:1, implying that the air pressing factor toward the blower's end is more than 40 times that of the air entering the blower.
- **Bang:** - Fuel is mixed with air in the burning chamber to create the bang, which is responsible for the extension that drives the air into the turbine. The ignition chamber has the difficult task of copying massive amounts of fuel, delivered via fuel shower spouts, with large volumes of air, delivered via the blower, and delivering the resulting warmth in such a way that the air is extended and speeded up to provide a smooth stream of consistently warmed gas. This task should be refined with the least amount of pressure loss and the greatest amount of heat discharge possible within the limited space available.
- **Blow:** The expanded gas—a mixture of fuel and air—is confined by the turbine, which drives the fan and blower and smothers the fumes spout, providing thrust.



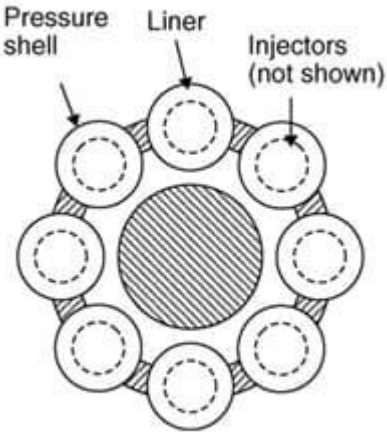
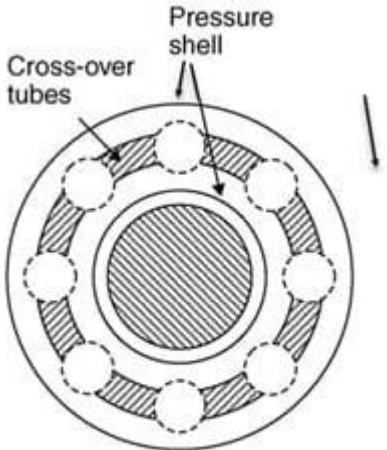
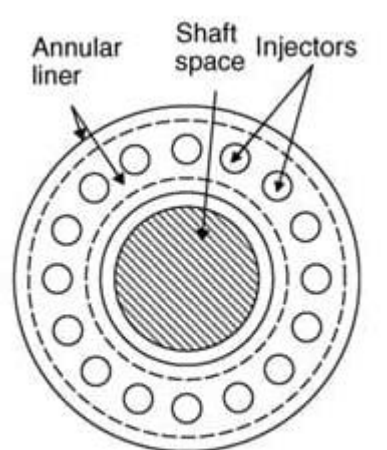
(Fig 1.1 Sectional view of a jet engine)



(Fig 1.2 Schematic diagram of a jet engine)

Types of Combustion Chamber: -

- **Can:** The most punctual airplane engines utilized can (or rounded) combustors. Air leaving the blower is parted into various separate streams, each providing a different chamber. These loads are dispersed around the shaft interfacing the blower and turbine, each chamber having its fuel fly took care of from a typical stock line. Appropriate to motors with divergent blowers, where the stream is isolated into independent streams in the diffuser.
- **Cannular:** A plan in which fire tubes are spread out inside the packaging, bringing about weight decrease and a simplicity of-development advantage. The inventory of optional air to the fire tubes is made through a typical air packaging while essential air for burning is provided through singular air admissions.
- **Annular:** The ideal setup as far as reduced measurements are the annular combustor, in which most extreme use is made of the space accessible inside a determined distance across; this ought to decrease the pressing factor misfortune and results in a motor of least breadth. The ignition doesn't occur in individual flame tubes, yet rather in an annular locale around the engine.

S.no	Type	Diagram	Construction
1	Can	 <p>Pressure shell Liner Injectors (not shown)</p> <p>Can Type Combustor</p>	<ul style="list-style-type: none"> Initial designs Low Cost / Development Robust
2	Cannular	 <p>Cross-over tubes Pressure shell</p> <p>Cannular Type Combustor</p>	<ul style="list-style-type: none"> Low Development Cost Inter-Connector
3	Annular	 <p>Annular liner Shaft space Injectors</p> <p>Annular Type Combustor</p>	<ul style="list-style-type: none"> Clean Aerodynamics Compact High Development Cost

Fuel Injector:

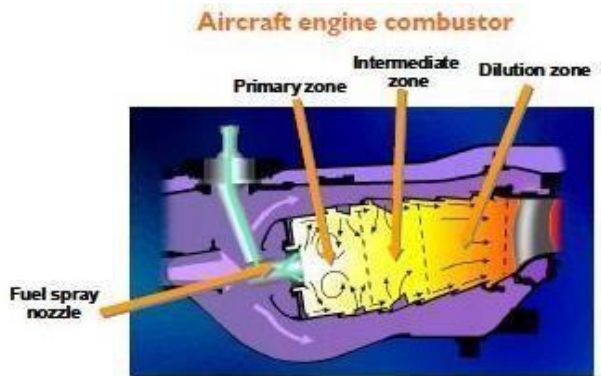
A fuel injector is an electronically controlled mechanical device that infuses/splashes (much like a needle) fuel into the engine for the preparation of the proper air-fuel mixture, resulting in efficient engine combustion. Pressure-atomizing, air impact, disintegrating, and premix/vaporizing injectors are the four basic types of fuel injectors.

Mixing:

Jet Engines use fuel and air to deliver energy through ignition. To ensure the burning interaction, certain amounts of fuel and air should be provided in the ignition chamber. A total ignition happens when all the fuel is singed, in the exhaust gas there will be no amounts of unburned fuel. There are different types of fuel mixtures such as **Stoichiometric mixture**(the kind of air-fuel blend in which measure of air is barely enough to finish burning of fuel), **Rich air-fuel mixture**(this sort of combination contains the measure of air not exactly the measure of air present in the stoichiometric blend, the blend has abundance fuel) and **Lean air-fuel mixture**(in this the air-fuel blend which has the more air than the stoichiometric prerequisite, the lean blend is more effective than a stoichiometric combination).

Liquid fuel injection:

The main purpose of fuel injection is to prepare a fuel-air mixture suitable for the combustion process. The injection helps in the complete burning of fuel thereby decreasing the emission of NO and CO which increases the efficiency of an engine.



(Fig 1.3 Schematic diagram for liquid fuel injection in C.C)

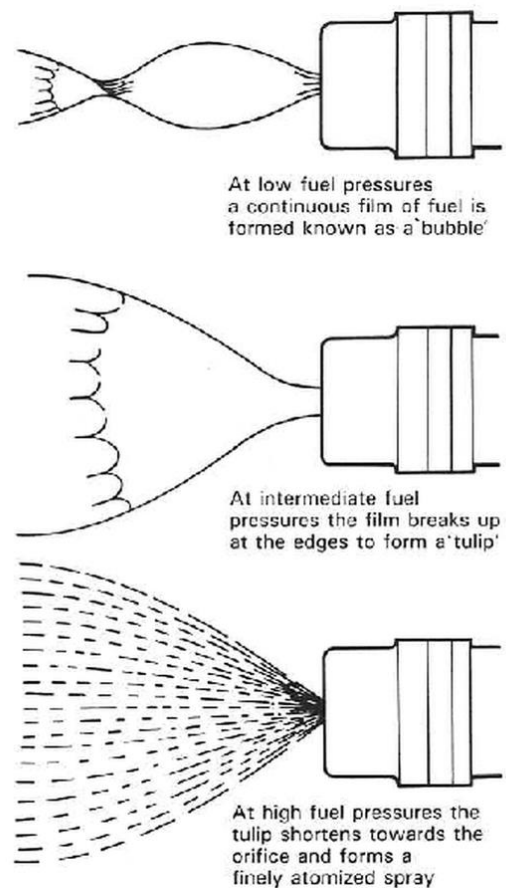
Primary Zone where the mainstream of the oil ignition incomes dwelling

Intermediate Region is the air vaccinated hooked on the combustion region through the additional set of lining cells

Dilution Region is airflow vaccinated done dumps in the facing at the end of the combustion compartment

Fuel Spray Nozzle is rummage-sale to provide improved mixing of the oil and airflow to provide an optimum spray for combustion.

Atomization: Atomization refers to the procedure of breaking up bulk liquids into droplets.



(Fig 1.4 Schematic diagram of atomization)

2. LITERATURE REVIEW

Some authors have completed experimental and simulation studies on combustion mixing to increase the performance of the engine. Some procedures/methods are revealed below:

FlamesF. Hamppa, b et al [1]

Hydrogen-upgraded fuel blends, for instance, syngas, offer phenomenal potential in the decarburization of gas turbine progress by substitution and advancement of the lean working cutoff. It is shown that CH₄ hinderingly affects the reaction study of H₂. The creators infer that scaling associations can give reasonable plan tests to decide the properties of the hydrogen progressed fuel blend.

Michael Seibert et al [2]

Hydrogen conveys equivalent benefits to unadulterated advantages when given as a component of a "reformer petroleum" mix. Tests utilized JP-8 and either hydrogen or packaged blazes to test the temperature profiles of double shot flares. Burning is pushed before from every single strengthening fuel, making more steady and diminished size potential. To support fuel energy admission at a consistent stage, the-8 stream rate was diminished to 5.5 kW.

R. W. SCHAEFER et al [3]

Spin, using 45-degree whirl vanes, was applied to the stream. The consumption occurred at barometrical load inside an air-cooled quartz chamber. Assessments of the gas test have had the chance to show diminishes in CO obsession with hydrogen. Near the slight adequacy limit, the fire structure Direct splendid pictures and planar laser impelled fluorescence assessments have been perceived. The reformist OH. Results prescribe that the development to the methane/air blend of a moderate proportion of hydrogen.

M. Saediamiri et al [4]

Nonprefixed biogas fire determination was presumably centered around fluctuating the fuel Composition and CO₂ and changing the math of fuel spouts. The fuel was conveyed through an encased focal spout. A co-focus breeze current that encounters a generator of low-turn (25-point vanes). The terminations showed that the goals of the bio as fire adequacy are particularly delicate to the design of the fuel. It widened the legitimacy of this relationship by having all turning blasts that are non-premixed and premixed.

Zouhaier Riahi et al [5]

In air ignition, nitrogen creates low burning yields and high energy utilization. The expansion of hydrogen to flammable gas, Combustion implies an ascent in the temperature of the adiabatic fire. Improves the steadiness of the fire, builds CO₂ outflows, diminishes the arrangement of CO, however, favors NO_x, as indicated by research in the diary Chemiluminescence. The discoveries show that oxygen and hydrogen are added and hydrogen goes from 0 to 15 percent, says the examination. It further builds the attributes of auto-start and the worldwide warmth discharge rate.

K.K.J. Ranga Dinesh et al [6]

Fire features of spinning non-premixed H₂/CO syngas fuel blends were emulated. The combustor design picked is the TECFLAM burner. Diffusivity of hydrogen in H₂-rich fuel is responsible for the creation of significantly thicker fire in a spinning fire. The appraisals for H₂ and CO-rich bursts show huge assortments among speed and CO-rich flares.

M.A. Mergheni et al [7]

Paper inspects the effect of the proportionality extent on no prefixed characteristics'- methane fire with disconnected planes from a burner. The 25-kW power burner is made out of Three synchronized planes, a lone central stream of methane enveloped by two planes of oxygen. To think about the collaboration of unevenness reaction, the swirl dissipating model is applied. The examination was coordinated with various extents of overall likeness (0.7, 0.8, and 1).

Zakaria Mansouria et al [8]

The Kelvin-Helmholtz feebleness provoked ring structures and the spinning flimsiness started finger structures. The spinning plane by then ends up being mature, with a 222 Hz influencing repeat. The stream in the district of offal complex direct, including an appropriation area, incorporates an injector. At the burner leave, the 3D stream structure, Vortex risks are the essential ones.

R. Paulauskasa et al [9]

A permeable plate burner with dielectric obstacle discharge was used for plasma-helped, premixed start. Nanosecond high-voltage beat drove miniature plasmas at 3 kHz and 10 kHz emphasis rates in the burner openings. The biogas fire security has improved during plasma-helped start. The plasma sway was diminished and the departure was reduced by only 3810% at 10 kHz discharge and by just 3810 percent. With 3 kHz discharge, 227%. The assessments with designed air improved with oxygen showed that the oxygen noticeable all around was not of superior grade.

Kurji el at [10]

Syngas or biodiesel can be utilized to meet gas turbine working expenses. The utilization of combinations of biodiesel and CO₂/CH₄ mixes brought about lower CO creation, that is, 87% lower at 10% CO₂ for the circumstance. Results showed that a critical decline in NO_x of ~ 50% was accomplished in all Conditions for mixes of biodiesel/CO₂/CH₄. The fuel is at first either fluid or strong. Decides patterns in NO_x and CO discharges. At various equivalences, a correlation between the mixes was completed Proportions.

Ahmed E.E. Khalil et al [11]

Drab Distributed Combustion (CDC) has shown up. CDC rules fuse the controlled bunch of hot responsive species to outline a low gathering of oxygen from inside the combustor. Contrasting the obtained data Liquid forces and vaporous fills have demonstrated that the unavoidable CDC can be settled at the oxygen obsession, paying little brain to the fuel used. The mix temperature inside the extent of 0.75%.

M.S. Irandoost n et al [12]

Micromixers were proposed for oxy-fuel consumption in zero-surge power plants. Miniature blender gas-turbine advancement joined with hydrogen headway to add oxy-fuel burner for use in the Allah power zero-release. Propelling the hydrogen fuel was found to help fire proficiency, which considered dropping the oxygen division further down to a record-low gauge of 13% at a 65 percent hydrogen segment. This makes the cycle's turndown and low-load capacities fantastic strategic flexibility and leading improvement, says the investigation. The discoveries additionally uncovered that the progression of hydrogen marginally affects fire temperature, besides, combustor strength thickness

(power per unit volume) in changing the hydrogen part to work with fire adequacy.

Muzafar Hussain et al [13]

Miniature blenders are thusly the development proposed for oxy-fuel consumption in zero-outpouring power plants. Propelling the fuel with hydrogen was found to help fire reliability, which considered diminishing the oxygen division further down to a record-low assessment of 13% at a hydrogen part of 65% (by vol.) This offers staggering operational flexibility and leading improvement in the turndown and low-load capacities of the cycle, the examination found. The results in like manner showed that hydrogen progression insignificantly affects fire temperature, also, combustor power thickness.

Chinonso Ezenwajiaku et al [14]

Polycyclic fragrant hydrocarbons (PAHs) are the disease-causing sections of debris. This investigation presents a preliminary method to separate PAH improvement characteristics of a non-premixed methane-air fire with and without hydrogen (H₂) extension. PAH fluorescence power outperforms were seen to increase with extending height over the burner, in any case, this speed of addition diminished with H₂ extension. The proposed exploratory technique for PAH assessments can be quickly applied to any fuel mixes.

E. Distasoa et al [15]

The creator's reason that CH₄ brings about a more grounded obstructing sway on the reaction study of H₂ compared to H₂. The use of hydrogen-progressed fuel blends, for instance, syngas, offers exceptional potential in the decarburization of gas turbine propels, they say. The reason that scaling associations can outfit reasonable simultaneousness with the trial of hydrogen fuel blends.

Zhichao Chen a,b et al [16]

A three-fragment particle components anemometer is used to check, in the nearby burner area, the qualities of gas/atom two-stage streams with a halfway fuel-rich spin coal start burner likewise, overhauled start twofold register burner. Rates, RMS speeds, atom mean distances across, and particle volume progress profiles were gotten. For the midway fuel-rich burner, particles penetrate the central appropriation zone not completely and are then redirected radially.

Alejandro M. Briones et al [17]

The effects of H₂ enhancement for the spread of laminar CH₄-air triple blasts in axisymmetric coflowing planes are numerically investigated. An expansive, time-subordinate computational model is used to reenact the transient light and fire-causing wonders. The fire design and fire components are extraordinarily changed by the H₂ upgrade, which liberally fabricates the fire curve and mix division point. The H₂ development also changes the fire affectability to stretch out, as it lessens the Markstein number (Ma), gathering an extended tendency toward diffusive-warm feebleness.

T. Boushakia,b et al [18]

This paper presents an assessment of the powerful characteristics of non-premixed savage whirling blasts using the sound framework PIV technique. The results explain one expected segment for the reduction of the NO_x spreads when the overall proportionality extent increases utilizing an extension of the entrainment rate at the firebase. The outcomes show that the presence of the fire impels a greater twisting stream advancement, higher mean velocities, and higher unevenness powers. It is furthermore demonstrated that the differences of the digressive speed are for the most part obligated for the most important unevenness dynamic energy levels at the most noteworthy mark of the central appropriation zone.

Mohamed Mahdi et al [19]

This paper presents a numerical assessment of a burner of 25 kW power. It surveys the effect of hydrogen on the components, the dispersal of temperature, the sufficiency of the fire, the assortment of species mass part (CO, CO₂, . . .), and the radiative warmth change. Results show that the extension of hydrogen extensively influences dynamic direct and fire temperature. The use of hydrogen-progressed fuel blends, for instance, syngas, offers exceptional potential in the decarbonization of gas turbine propels, the creators say. The creators infer that CH₄ brings about a more grounded frustrating effect on the reaction study of H₂ compared to H₂. The reason that scaling associations can outfit reasonable simultaneousness with a trial of hydrogen fuel blends in a back-to-burned-through repudiated stream arrangement.

Semiha Oztuna et al [20]

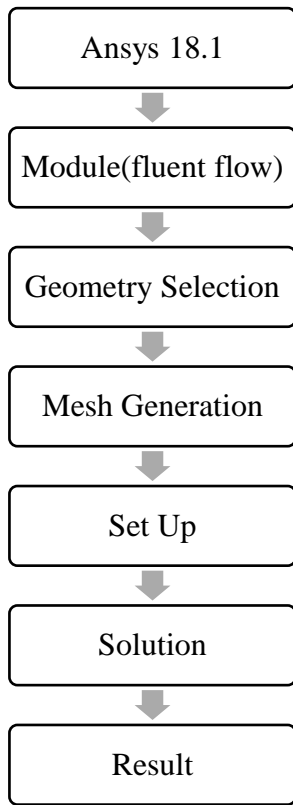
In the current assessment, the effects of hydrogen progression of methane are investigated numerically from the scattering fire construction and surges perspective. Recognizable code is utilized as the reenactment gadget. Four tests were driven using petrol gas as fuel. The results show that the hydrogen development to methane in a general sense changes the spread fire structure in the start chamber. The hydrogen-progressed flares become more broad and more restricted to respect to the unadulterated methane

fire. The most limit temperature regard is resolved as 2030 K for the case with a 15% hydrogen development extent by mass.

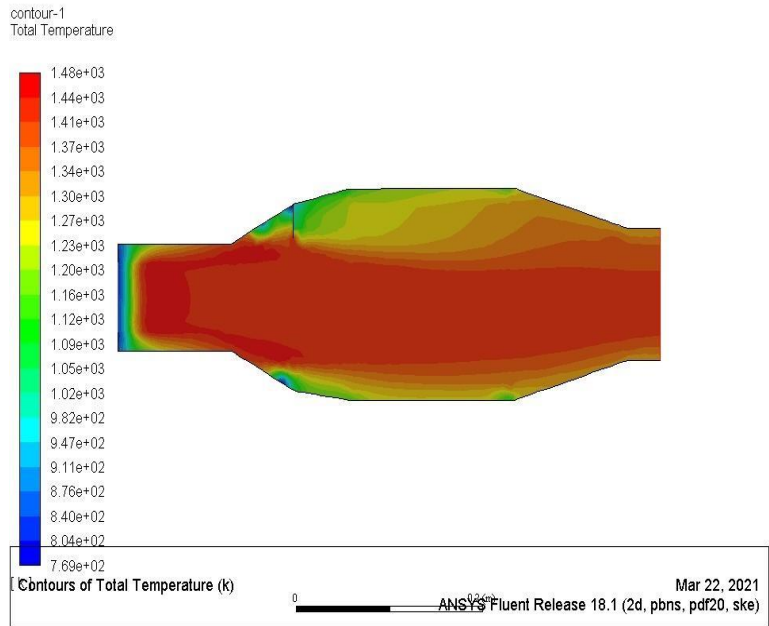
Objective: -

1. Mixing improvement by shifting infusion outlet cross-area.
2. Incrementing burning effectiveness.
3. Reduction in explicit fuel burning.

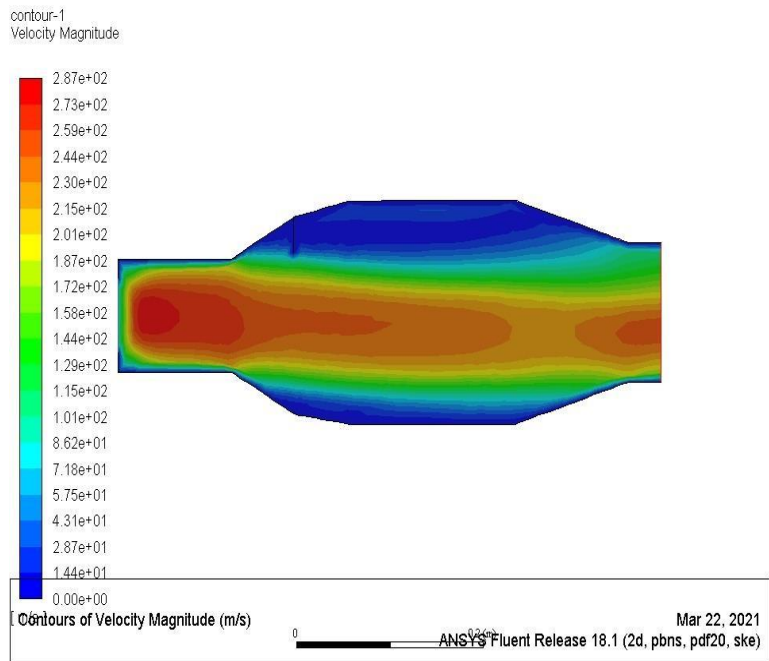
1. Methodology



4.1 For Square Cross section:



(Fig 4.1 total temperature at Mach 0.35)



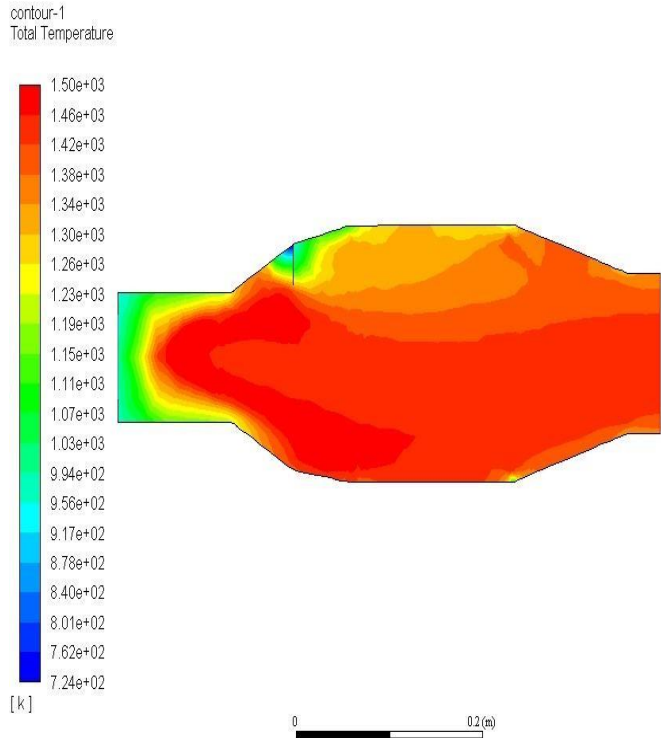
(Fig 4.1 total velocity at Mach 0.35)

Sr.no	Mach number	Inlet Pressure (bar) of Fuel Outlet	Shape of Fuel Outlet	Efficiency (%)
1	0.20	3	Square	58.24
2	0.20	4	Square	57.20
3	0.20	5	Square	56.64
4	0.20	6	Square	56.6437
5	0.20	7	Square	51.81
6	0.25	3	Square	6.30
7	0.25	4	Square	58.25
8	0.25	5	Square	57.18
9	0.25	6	Square	56.71
10	0.25	7	Square	56.46
11	0.30	3	Square	6.76
12	0.30	4	Square	7.0
13	0.30	5	Square	58.30
14	0.30	6	Square	57.27
15	0.30	7	Square	56.52
16	0.35	3	Square	7.35
17	0.35	4	Square	7.96
18	0.35	5	Square	8.1
19	0.35	6	Square	58.24

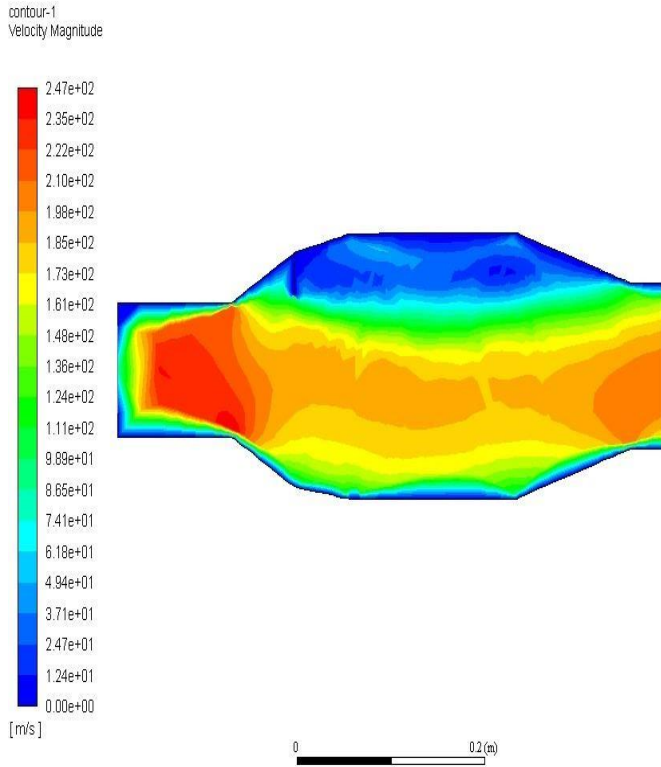
20	0.35	7	Square	57.316
----	------	---	--------	--------

(Table 4.1 Efficiency of a Square)

4.2 For Pentagon Cross-section



(Fig 4.2 total temperature at Mach 0.35)



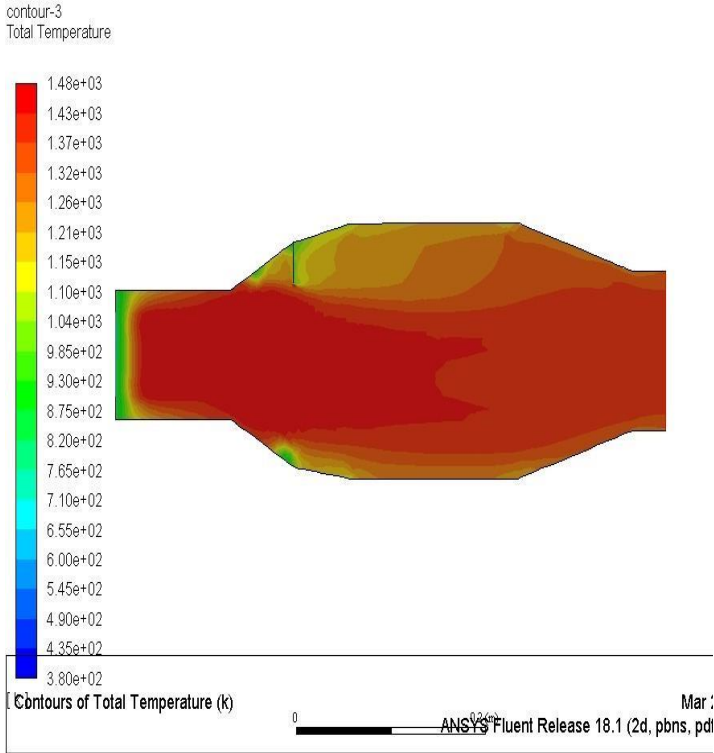
(Fig 4.2 total temperature at Mach 0.35)

Sr.no	Mach number	Inlet Pressure (bar) of Fuel Outlet	Shape of Fuel Outlet	Efficiency
1	0.20	3	Pentagon	61
2	0.20	4	Pentagon	60
3	0.20	5	Pentagon	58.4
4	0.20	6	Pentagon	58.2
5	0.20	7	Pentagon	52
6	0.25	3	Pentagon	8.1
7	0.25	4	Pentagon	60.05
8	0.25	5	Pentagon	58.98

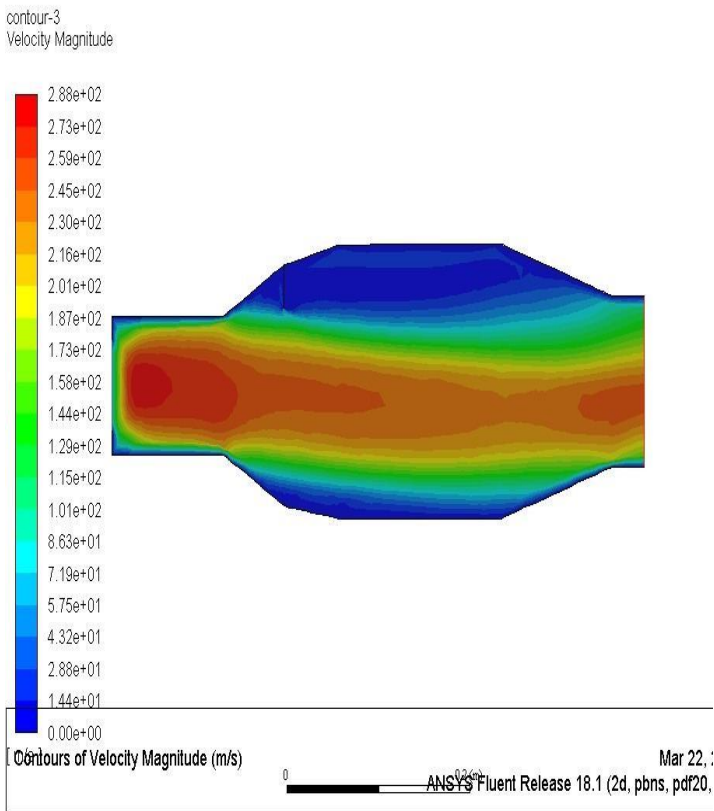
9	0.25	6	Pentagon	58.52
10	0.25	7	Pentagon	58.274
11	0.30	3	Pentagon	8.6
12	0.30	4	Pentagon	12.34
13	0.30	5	Pentagon	60.1
14	0.30	6	Pentagon	59
15	030	7	Pentagon	58.3
16	0.35	3	Pentagon	9.15
17	0.35	4	Pentagon	10.1
18	0.35	5	Pentagon	15
19	0.35	6	Pentagon	60.06
20	0.35	7	Pentagon	59.13

(Table 4.2 Efficiency of a Pentagon)

4.3 For the Hexagon Cross-section



(Fig 4.3 total temperature at Mach 0.35)



(Fig 4.3 total velocity at Mach 0.35)

Sr.no	Mach number	Inlet Pressure (bar) of Fuel Outlet	Shape of Fuel Outlet	Efficiency
1	0.20	3	Hexagon	62.8
2	0.20	4	Hexagon	60.8
3	0.20	5	Hexagon	60.22
4	0.20	6	Hexagon	60.15
5	0.20	7	Hexagon	53.4
6	0.25	3	Hexagon	9.88
7	0.25	4	Hexagon	61.889
8	0.25	5	Hexagon	60.795
9	0.25	6	Hexagon	60.33
10	0.25	7	Hexagon	60.1
11	0.30	3	Hexagon	10.39
12	0.30	4	Hexagon	12.11
13	0.30	5	Hexagon	61.9
14	0.30	6	Hexagon	60.85
15	0.30	7	Hexagon	60.16
16	0.35	3	Hexagon	10.94
17	0.35	4	Hexagon	11
18	0.35	5	Hexagon	23

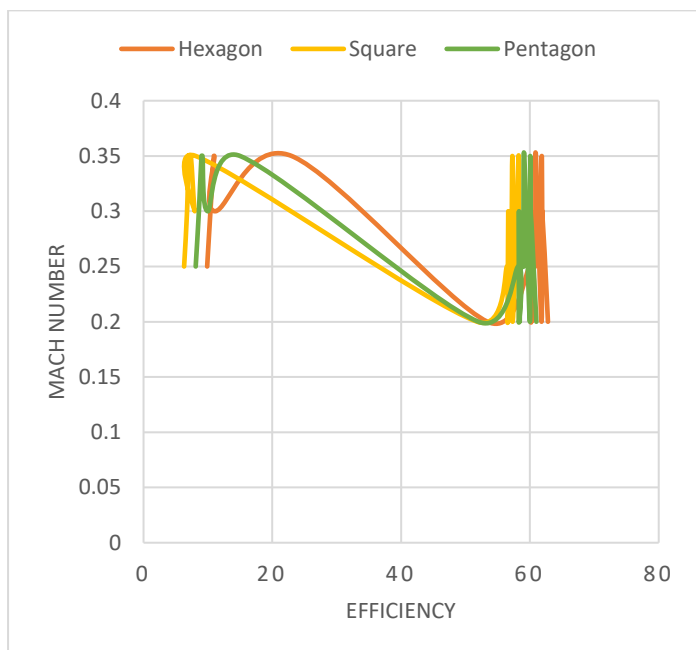
19	0.35	6	Hexagon	61.84
20	0.35	7	Hexagon	60.93

(Fig 4.3 Efficiency of Hexagon)

2. Result

In fig 5.1 it is seen that at Mach 0.20 square efficiency is invariant while changing the pressure 3 to 7 bar at Mach number 0.20 its sudden decreases at Mach 0.25 pressure 3 bar after that it increases its efficiency at pressure (bar) 4 to 7 at Mach 0.3 and bars 3 and 4 efficiency sudden decreases as we increase pressure with same Mach number, also efficiency increases 5 to 7 (bar) at Mach 0.35 and at pressure 3 to 5 efficiency invariant as it increases at pressure 6,7.

In case of the pentagon at Mach 0.20 to 0.35 the efficiency increases 8% to 61% here no efficiency reduction is found while increasing Mach number. In the case of the hexagon at Mach 0.25 minimum efficiency 9.88% to 62.8% it increases to Mach 0.25 then suddenly reduced at Mach 0.30,0.35 after it will again increases, in pentagon there is maximum fuel mixing at mid-zone beyond that swirling form due to incomplete combustion takes place. It has five contact mixing on the other hand hexagon has six contacts of mixing to get complete fuel combustion less unburnt fuel is remaining to get efficiency 61.84% at Mach 0.35.

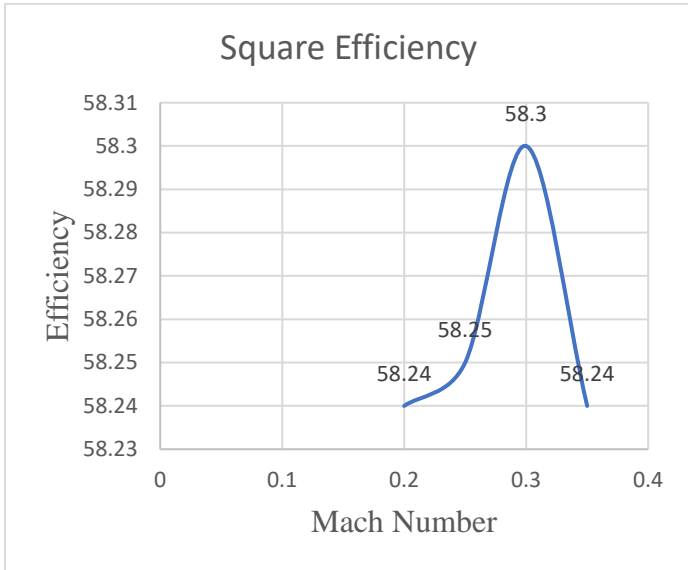


(Fig 5.1 Efficiency Comparisons)

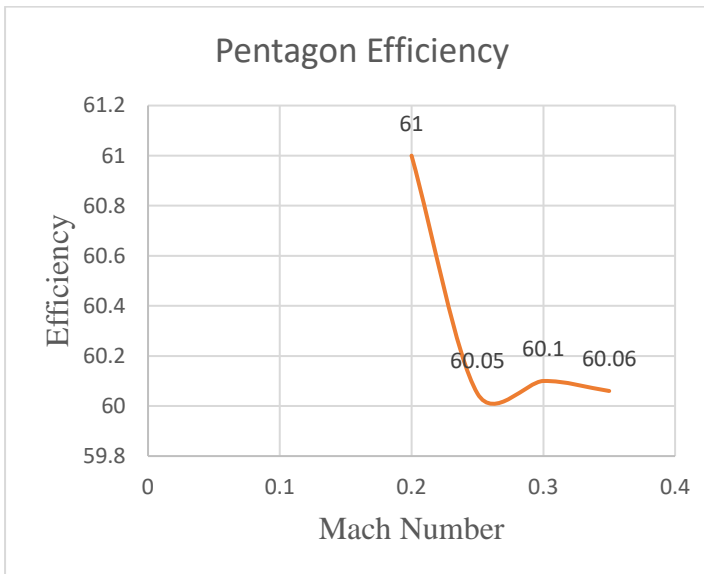
Sr.no	Mach number	Pressure (bar)	Hexagon Efficiency (%)	Square Efficiency (%)	Pentagon Efficiency (%)
1	0.20	3	62.8	58.24	61
2	0.20	4	61.8	57.2	60
3	0.20	5	60.22	56.64	58.4
4	0.20	6	60.15	56.6437	58.2
5	0.20	7	53.4	51.81	52
6	0.25	3	9.88	6.3	8.1
7	0.25	4	61.889	58.25	60.05
8	0.25	5	60.795	57.18	58.98
9	0.25	6	60.33	56.71	58.52
10	0.25	7	60.1	56.46	58.274
11	0.30	3	10.39	6.76	8.6
12	0.30	4	11.12	7	9
13	0.30	5	61.9	58.3	60.1
14	0.30	6	60.85	57.27	59
15	0.30	7	60.16	56.52	58.3
16	0.35	3	10.92	7.35	9.15
17	0.35	4	11	7.96	10
18	0.35	5	23	8.1	15
19	0.35	6	61.84	58.24	60.06

20	0.35	7	60.93	57.316	59.13
----	------	---	-------	--------	-------

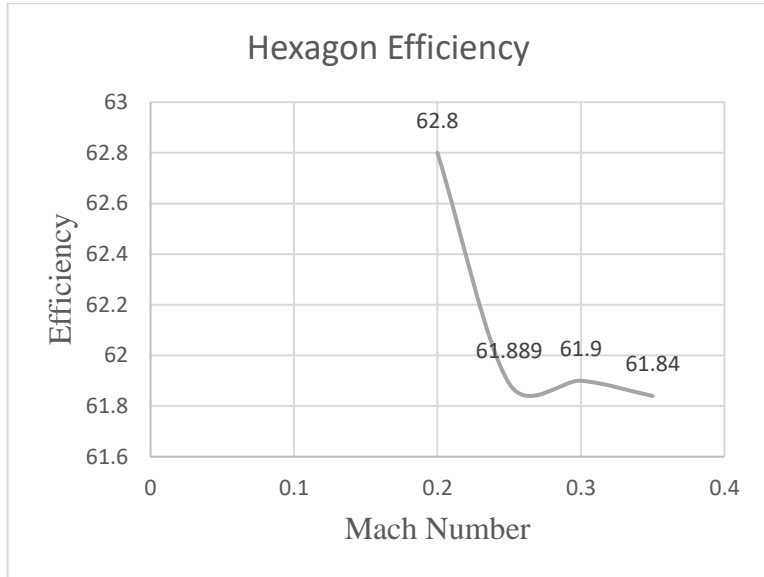
(Table 5.1 Efficiency Comparison)



(Fig 5.2 Maximum Efficiency of Square Type Fuel Injector)



(Fig 5.3 Maximum Efficiency of Pentagon Type Fuel Injector)



(Fig 5.4 Maximum Efficiency of Hexagon Type Fuel Injector)

3. Conclusion

The results of the present investigation demonstrate that the mixing caused by the hexagon is superior to the identical cross-section of pentagon and square. The mixing promoting efficiency is increased with increase in Mach number. It is found that among the hexagon is a better mixing promoter, that provides better efficiency less emission of unburnt fuel to reduce the impact of environmental pollution.

4. Future Scope

- It is recommended Mach number less than 0.35 use Hexagon type fuel injection for better efficiency for jet engine.
- It is recommended Mach number more than 0.35 use Pentagon type fuel injection for better efficiency for jet engine.
- Further studies and experimental investigations should be conducted to improve the efficiency of a jet engine, especially in the fields of combustion mixing, fuel injection, and afterburner.

7. References

- [1] F. Hampp, K. H. H. Goh, and R. P. Lindstedt, "The reactivity of hydrogen enriched turbulent flames," *Process Saf. Environ. Prot.*, vol. 143, pp. 66–75, 2020.
- [2] M. Gadaleta, G. Berselli, M. Pellicciari, and M. Sposato, "A Simulation Tool for Computing Energy Optimal Motion Parameters of Industrial Robots," *Procedia Manuf.*, vol. 11, no. June, pp. 319–328, 2017.
- [3] R. W. Schefer, D. M. Wicksall, and A. K. Agrawal, "Combustion of hydrogen-enriched methane in a lean premixed swirl-stabilized burner," *Proc. Combust. Inst.*, vol. 29, no. 1, pp. 843–851, 2002.
- [4] M. Saediamiri, M. Birouk, and J. A. Kozinski, "Flame stability limits of low swirl burner – Effect of fuel composition and burner geometry," *Fuel*, vol. 208, pp. 410–422, 2017.
- [5] Z. Riahi, M. A. Mergheni, J. C. Sautet, and S. Ben Nasrallah, "Experimental study of natural gas flame enriched by hydrogen and oxygen in a coaxial burner," *Appl. Therm. Eng.*, vol. 108, pp. 287–295, 2016.
- [6] K. K. J. Ranga Dinesh, K. H. Luo, M. P. Kirkpatrick, and W. Malalasekera, "Burning syngas in a high swirl burner: Effects of fuel composition," *Int. J. Hydrogen Energy*, vol. 38, no. 21, pp. 9028–9042, 2013.
- [7] M. A. Mergheni, T. Boushaki, J. C. Sautet, and S. Ben Nasrallah, "Numerical study of oxy-flame characteristics in a burner with three separated jets," *Appl. Therm. Eng.*, vol. 111, pp. 1–7, 2017.
- [8] Z. Mansouri and T. Boushaki, "Experimental and numerical investigation of turbulent isothermal and reacting flows in a non-premixed swirl burner," *Int. J. Heat Fluid Flow*, vol. 72, no. June, pp. 200–213, 2018.
- [9] R. Paulauskas *et al.*, "Biogas combustion with various oxidizers in a nanosecond DBD microplasma burner," *Exp. Therm. Fluid Sci.*, vol. 118, no. May, 2020.
- [10] H. Kurji, A. Valera-Medina, A. Okon, and C. T. Chong, "Combustion and emission performance of CO₂/CH₄/biodiesel and CO₂/CH₄/diesel blends in a Swirl Burner Generator," *Energy Procedia*, vol. 142, pp. 154–159, 2017.
- [11] A. E. E. Khalil and A. K. Gupta, "Fostering distributed combustion in a swirl burner using prevaporized liquid fuels," *Appl. Energy*, vol. 211, no. July 2017, pp. 513–522, 2018.
- [12] M. S. Irandoost, M. Ashjaee, M. H. Askari, and S. Ahmadi, "Temperature measurement of axisymmetric partially premixed methane/air flame in a co-annular burner using Mach-Zehnder interferometry," *Opt. Lasers Eng.*, vol. 74, pp. 94–102, 2015.
- [13] M. Hussain, A. Abdelhafez, M. A. Nemitallah, A. A. Araoye, R. Ben-Mansour, and M. A. Habib, "A highly diluted oxy-fuel micromixer combustor with hydrogen enrichment for enhancing turndown in gas turbines," *Appl. Energy*, vol. 279, no. September, p. 115818, 2020.
- [14] C. Ezenwajiaku, M. Talibi, N. A. K. Doan, N. Swaminathan, and R. Balachandran, "Study of polycyclic aromatic hydrocarbons (PAHs) in hydrogen-enriched methane diffusion flames," *Int. J. Hydrogen Energy*, vol. 44, no. 14, pp. 7642–7655, 2019.
- [15] E. Distaso, R. Amirante, P. Tamburrano, and R. D. Reitz, "Understanding the role of soot oxidation in gasoline combustion: A numerical study on the effects of oxygen enrichment on particulate mass and number emissions in a spark-ignition engine," *Energy Convers. Manag.*, vol. 184, no. January, pp. 24–39, 2019.
- [16] Z. Chen, Z. Li, J. Jing, L. Chen, S. Wu, and Y. Yao, "Gas/particle flow characteristics of two swirl burners," *Energy Convers. Manag.*, vol. 50, no. 5, pp. 1180–1191.
- [17] A. M. Briones, S. K. Aggarwal, and V. R. Katta, "Effects of H₂ enrichment on the propagation characteristics of CH₄-air triple

- flames,” *Combust. Flame*, vol. 153, no. 3, pp. 367–383, 2008.
- [18] T. Boushaki, N. Merlo, S. de Persis, C. Chauveau, and I. Gökalp, “Experimental investigation of CH₄-air-O₂ turbulent swirling flames by Stereo-PIV,” *Exp. Therm. Fluid Sci.*, vol. 106, no. April, pp. 87–99, 2019.
- [19] M. M. Belhaj Brahim, M. A. Mergheni, N. Ben Khedher, S. Ben Nasrallah, and J. C. Sautet, “Numerical study of hydrogen enrichment effects in oxy-flame turbulent of three separated jets,” *Appl. Therm. Eng.*, vol. 113, pp. 490–498, 2017.
- [20] S. Öztuna and M. K. Büyükakın, “Effects of hydrogen enrichment of methane on diffusion flame structure and emissions in a back-pressure combustion chamber,” *Int. J. Hydrogen Energy*, vol. 45, no. 10, pp. 5971–5986, 2020.